



## Mechanical fixings and storm safety of covering materials for roofs and facades

We offer you the most versatile clip range for fixation and professional wind uplift safety of small-format covering materials for roofs and facades in Europe. All FOS products are delivered by dealers and industry partners.

Our mobile roofing tools on [www.fos.de](http://www.fos.de) assist you to work fast and easy on the topic of storm safety:

### FOS ClipCHECK

Our new product locator determines the perfect clip for your object with a few clicks.


### FOS CombiCHECK

The reverse search enables you to determine allocation of covering materials for usage with clips available in-stock.

Friedrich Ossenberg-Schule GmbH + Co KG  
Amerikastraße 2  
58675 Hemer  
GERMANY

Tel. +49 (0) 2372. 558 99. 0  
Fax +49 (0) 2372. 558 99. 99 90  
[info@fos.de](mailto:info@fos.de)  
[www.fos.de](http://www.fos.de)

Video



## Sidelock clip

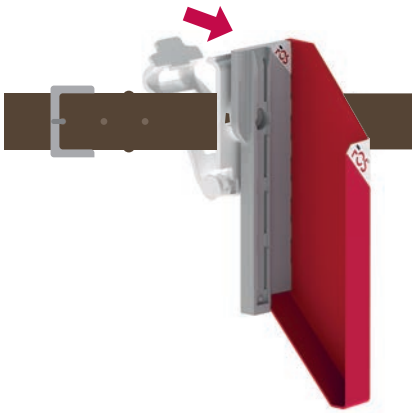
409<sup>®</sup>-2 for Clip **FOS** HCLSTER

Retailer stamp


## ClipHOLSTER:



1. Push the red protective cover into place.



2. Attach the holster onto your belt.



3. Insert the plastic strip with the collated clips. Once the strip is empty, swap it out: Reloading is easy!

Video



## Enquiries:

**What do the optimised tip lengths mean for the allocation?**

As the tip lengths have been overhauled, the clips' area of application has been improved. All of the roof tiles' allocations to the new lengths were checked and determined. With the FOS ClipCHECK on [www.fos.de](http://www.fos.de), they can be quickly determined by specifying the area of application, the installation type, the roof tile and the batten.



**Why does the angular 409-2 have an angled hook shank?**

In the case of the angular 409-2, the angle in the shank produces an offset of approximately 1 cm from the sidelock. In the case of the round 409-2, the round eye enables lateral turning away from the sidelock. The offset makes it easier to drive in the clip.




## Conclusion:

Use the sidelock clip 409-2 to benefit from:

- ✓ Magazine storage on plastic strips
- ✓ Reduction of installation time by up to 25 %
- ✓ Easy handling
- ✓ FOS quality seal
- ✓ Modified ring shank
- ✓ Additional collar
- ✓ Optimised tip lengths

## Sidelock clip 409-2



### Magazine storage

The 409-2 clips are delivered on plastic magazine strips. Every strip holds 25 clips and is suitable for the mobile FOS ClipHOLSTER®. The magazine clip storage enables swift individual clip removal and reduces the risk of injury as well.

### Reduction of installation time by up to 25 %

On the roof, the new magazine storage simplifies installation the clips, the proximity of the holster handle makes the process considerably quicker. In practice tests, up to 25 % time savings were achieved during mounting of the 409-2 together with the ClipHOLSTER. Empty magazine strips can be replaced quickly and conveniently.

### FOS quality seal

Even after decades, the fact that every clip is embossed with the FOS logo provides proof that you are using a high-quality brand product.

### Modified ring shank

The new embossed ring shank increases the clip's pull-out resistance from the wood.

### Additional collar

The visible marking by means of a collar on the impact tip clearly indicates the minimum depth to which the clip can be driven in.

### Optimised tip lengths

Unlike the 409®, the 409-2 is available in five different tip lengths as opposed to four: 42 mm, 52 mm, 62 mm, 72 mm and 82 mm. This results in a better ratio between the tip length and the penetration depth in the batten and therefore between the tip length and the roof tile.

